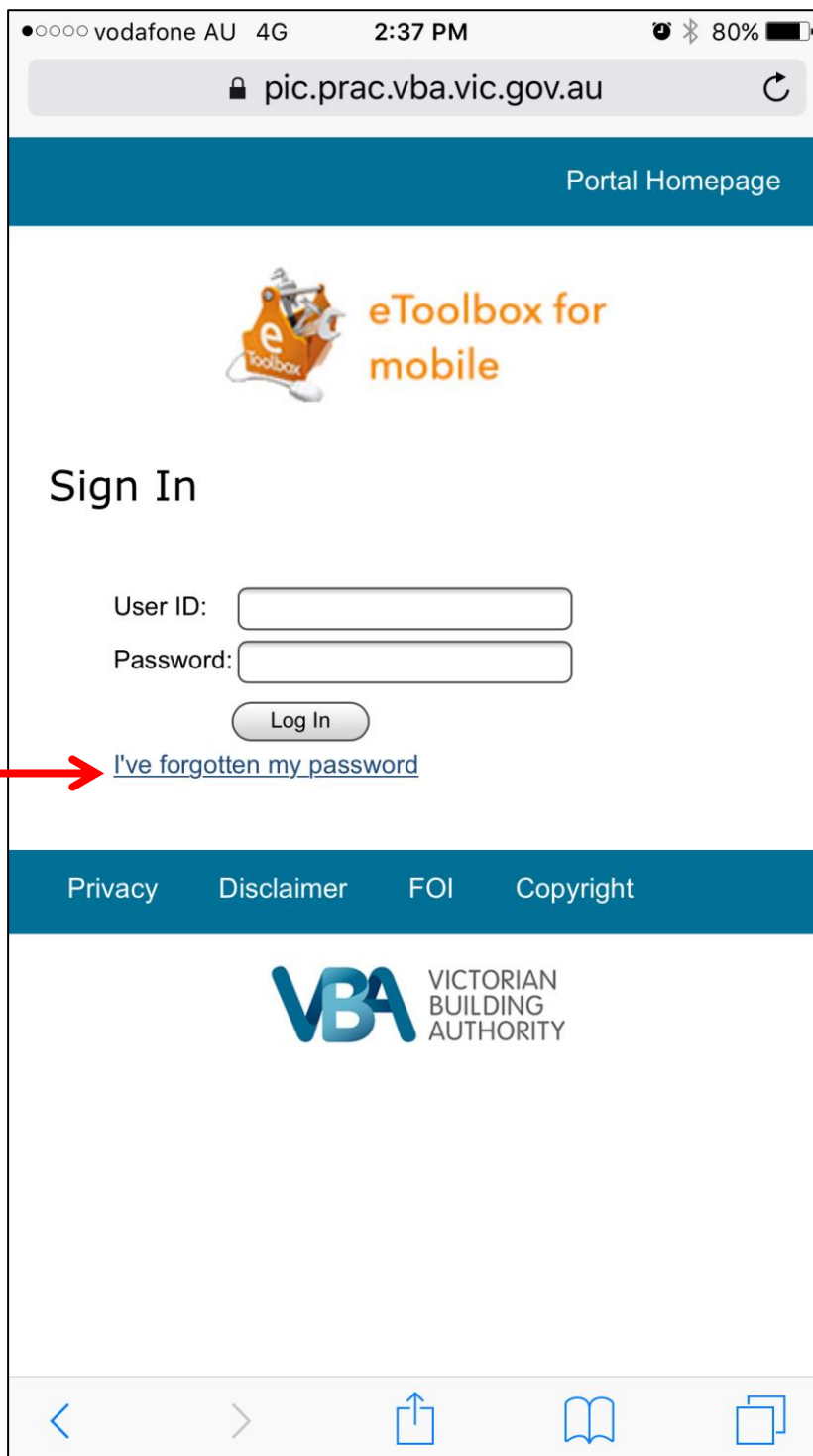


eToolbox - How To Reset Your Password

If you have used eToolbox before but your login details are not working, follow these three steps to reset your password.


STEP 1
Click 'I've forgotten
my password'



vodafone AU 4G 2:43 PM 79%

pic.prac.vba.vic.gov.au

Portal Homepage

 eToolbox for mobile


Reset Password

Identity Confirmation for Practitioners


Please enter your User ID and Date of Birth to receive a new password by email.




Note: This is available to practitioners only, non-practitioner users must call the Plumbing Industry Commission on [1300 815 127](tel:1300815127) to reset your password.

User ID:

Date of Birth: 

Privacy Disclaimer FOI Copyright

 VICTORIAN BUILDING AUTHORITY


< >   

STEP 2
Enter your User ID
(your licence number)
and date of birth

vodafone AU 4G 2:51 PM 78%

pic.prac.vba.vic.gov.au

Portal Homepage

 eToolbox for mobile


Reset Password

Identity Confirmation for Practitioners

Please enter your User ID and Date of Birth to receive a new password by email.

Note: This is available to practitioners only, non-practitioner users must call the Plumbing Industry Commission on [1300 815 127](tel:1300815127) to reset your password.




User ID:

Date of Birth: 

Your password has been reset. You will receive an email shortly containing your new password.

[Privacy](#) [Disclaimer](#) [FOI](#) [Copyright](#)

VBA VICTORIAN
BUILDING
AUTHORITY

< >   

STEP 3

Check your email for the new password.

(This is the email address you have previously registered with the VBA)