

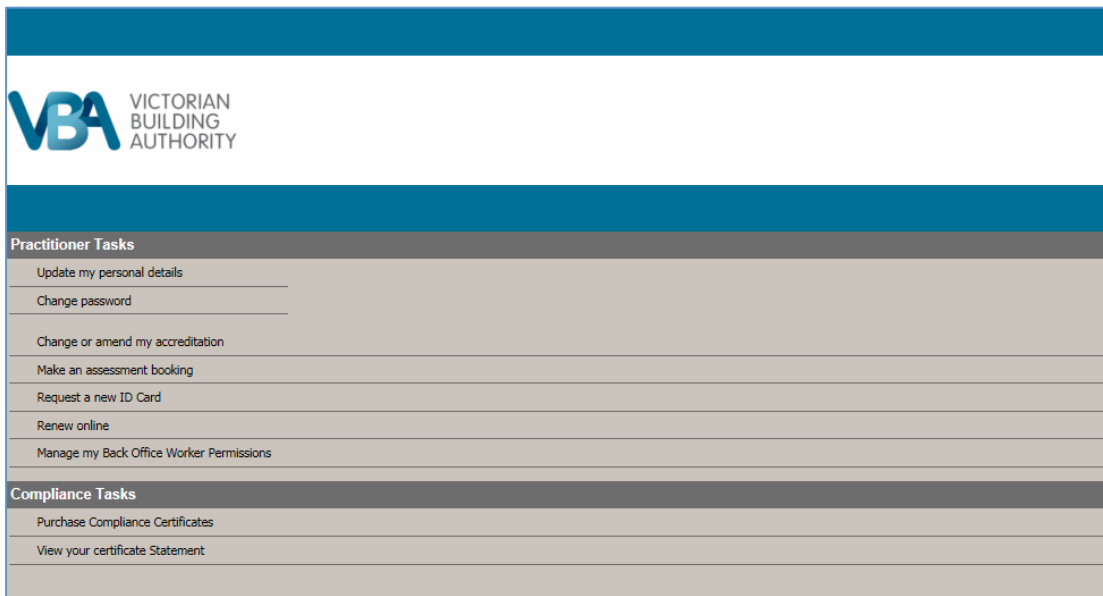


## eToolbox for Internet Explorer 9 or above

If you are using eToolbox on Internet Explorer (version 9 or above) on your desktop computer, you will need to remove 'compatibility view' for the VBA website [www.vba.vic.gov.au](http://www.vba.vic.gov.au). This will ensure you are viewing eToolbox in the right format.

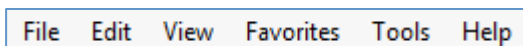
If your eToolbox homepage looks like the image below (Figure 1), you will need to remove compatibility view. This document shows you how.

**Figure 1:** If your eToolbox homepage looks like this - you need to remove compatibility view.

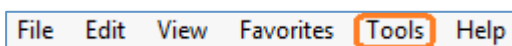


### How to remove compatibility view for the VBA website:

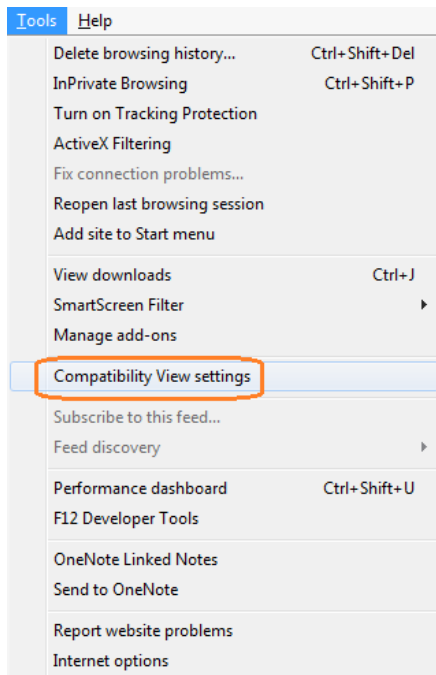
1. Open your Internet Explorer browser.
2. Press **ALT** on your keyboard (this will make the below toolbar visible on your internet explorer browser window - see the top of your screen)



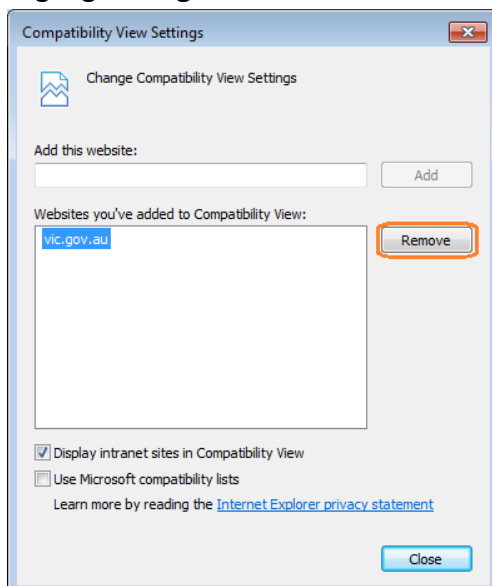
3. Click on the **Tools** menu option



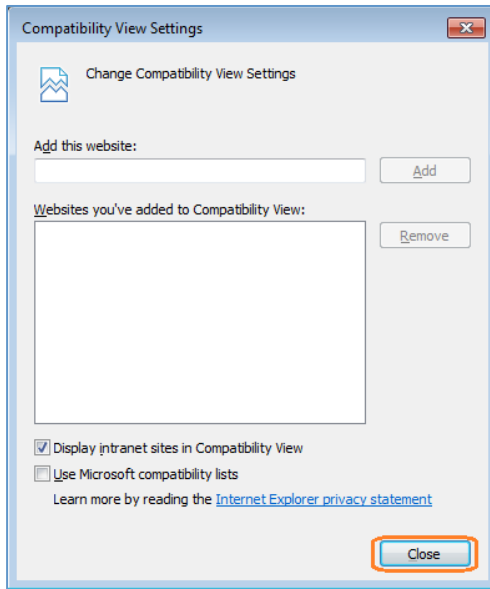
4. Click on **Compatibility View settings**



5. Highlight **vic.gov.au** and click the **Remove** button.



6. Click **Close**



eToolbox should now be formatted correctly for your computer (figure 2).

**Figure 2:** This is how eToolbox should look when formatted correctly

