

PLUMBING PRACTICE NOTE

Sanitary Plumbing SP 01 | Floor waste gullies in urinal compartments and other wet areas

Audience

The audience/s for this Practice Note include/s:

- | | |
|--|---|
| <input checked="" type="checkbox"/> Architects/ Designers | <input type="checkbox"/> Owner Builders |
| <input checked="" type="checkbox"/> Builders | <input checked="" type="checkbox"/> Plumbers |
| <input checked="" type="checkbox"/> Building Surveyors/ Inspectors | <input type="checkbox"/> Real estate management agents |
| <input type="checkbox"/> Engineers | <input type="checkbox"/> Trades and Maintenance (inc. Electricians) |
| <input type="checkbox"/> Home Owners / Residential Tenants | |

Purpose

This Practice Note provides guidance on the requirements for the provision of floor waste gullies in urinal compartments and other wet areas.

The content below provides guidance on:

- Plumbing Regulations and NCC requirements
- Defining a Floor Waste Gully
- Installation requirements of a Floor Waste Gully
- Untrapped floor drains



For guidance on the plumbing regulatory framework, refer to Plumbing Practice note RF 01 Regulatory Framework Plumbing NCC

Abbreviations & Definitions

The abbreviations and definitions set out below are for guidance only. They are not intended to vary those set out in the Building Act 1993, the Plumbing Regulations 2018 or the National Construction Code.

- **Act** – Building Act 1993
- **NCC** – National Construction Code 2022
- **AS** – Australian Standard
- **AS/NZS** – Australian/ New Zealand Standard
- **BCA** – Building Code of Australia
- **FWG** - Floor Waste Gully
- **NCC** – National Construction Code
- **PCA** – Plumbing Code of Australia



- **Regulations** – Plumbing Regulations 2018



It is important to cross reference across all volumes of the NCC series, schedule 4 provides a list of standards and other documents that are referred to in the NCC.

Plumbing Regulations and NCC requirements

In Victoria, the design and installation of a floor waste gully is regulated as drainage work; or sanitary work as defined in the Plumbing Regulations 2018. The PCA is adopted by the Regulations and forms part of the plumbing regulatory framework.

Practitioners are required to ensure that all sanitary plumbing systems meet the Performance Requirements of the PCA. These requirements are satisfied if the work is carried out in accordance with AS/NZS 3500.2 Plumbing and Drainage Part 2: Sanitary plumbing and drainage.

When performing drainage or sanitary work, practitioners must ensure the design, construction, installation, replacement, repair, alteration, and maintenance of a floor waste gully complies with the DtS requirements of the PCA and AS/NZS 3500.2 Clause 4.6.7.

NCC requirements:

The NCC also prescribes mandatory floor waste requirements specific to the type of building or fixtures being installed. These are:

- For a shower area as part of AS 3740 Waterproofing of wet areas within residential buildings as derived from the BCA Volume One Clause F2D2 and Volume Two Clause H4F1.
- For a Class 2, 3 or Class 4 part of a building, where a bathroom or laundry is located above a sole occupancy unit or public space, a floor waste is required as derived from BCA Volume One Clause F2D4.

Although the NCC requirements for floor waste gullies are specific to the building practitioner, plumbing practitioners should be aware of the above situations and ensure the floor surface of a wet area is graded towards the floor waste gully.

For further information on the requirements for a floor waste gully in a urinal compartment, practitioners should refer to the NCC Volume One Clause F2D2, and AS/NZS 3500.2 Clause 13.24.2.1.

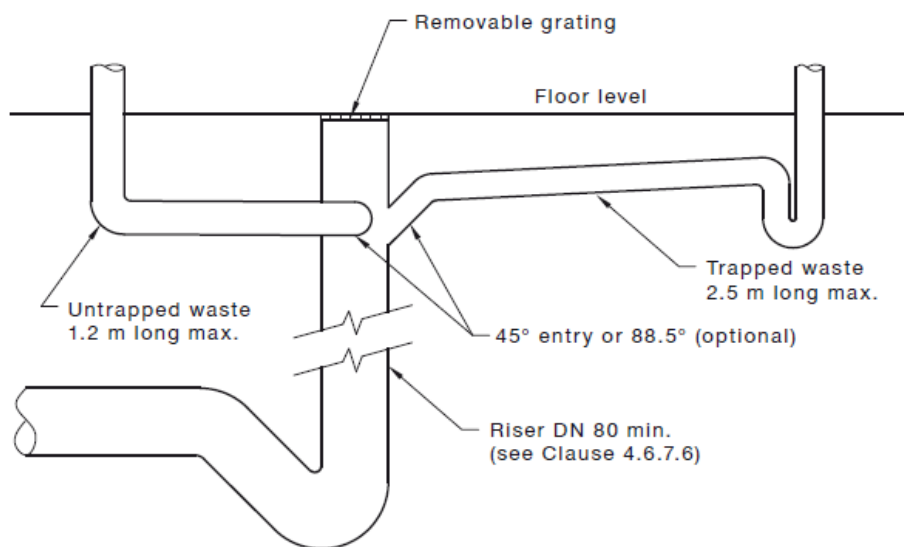
The PCA has a Victorian variation for floor waste gully installations in a urinal compartment, Clause VIC B1D3 (3) of the PCA specifies as follows: “A hose tap must be provided in men’s public toilets adjacent to the urinals”.

Defining a Floor Waste Gully

Floor waste gullies are commonly located inside buildings, in wet areas for use with a floor grate. A floor waste gully can be used as a waste outlet fitting for floor surface drainage with a riser pipe having provision for connection of waste pipes from sanitary fixtures. In general, a floor waste gully is a type of sanitary waste outlet.

Installation requirements of a Floor Waste Gully

The floor waste gully must terminate to the sewerage system and have provision for maintaining the water seal. AS/NZS 3500.2 Section 4 prescribes how to maintain the water seal by either, a waste fixture discharge, a charge pipe from a tap set (or flush pipe), the bleed off from a pressure and temperature relief valve or a mechanical trap priming device. Practitioners can alternatively install a lock shield or shrouded hose tap installed in the same room with a graded floor to the floor waste gully. Figures 1, 2 and 3 are typical examples of maintaining a floor waste gullies water seal.



NOTE: See Table 4.6.7.7 for minimum riser heights.

Figure 1: Typical connection of waste pipes to a floor waste gully, referenced from AS/NZS 3500.2, Figure 4.6.7.1.

Reproduced with permission of Standards Australia Limited. Copyright in AS/NZS 3500.2: 2018 vests in Standards Australia Limited and Standards New Zealand.

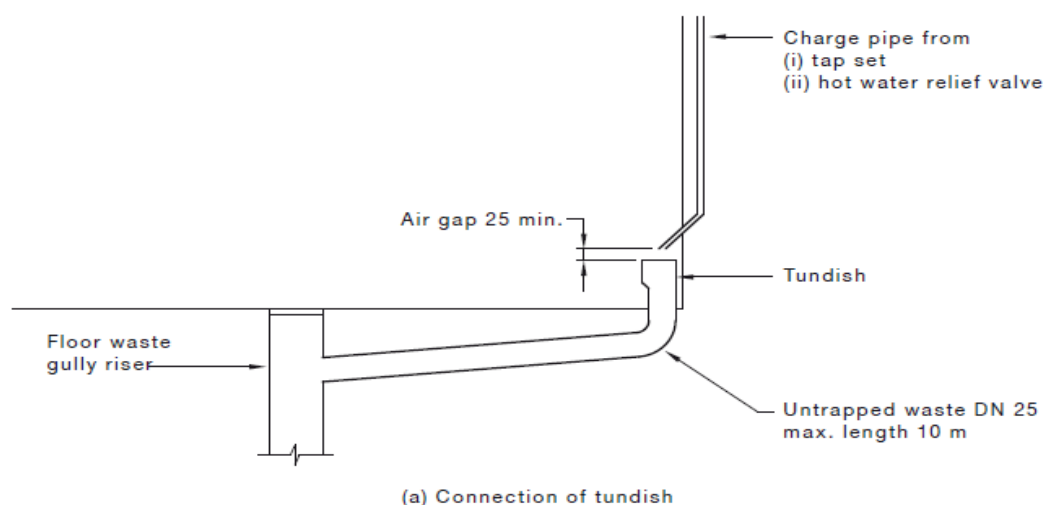
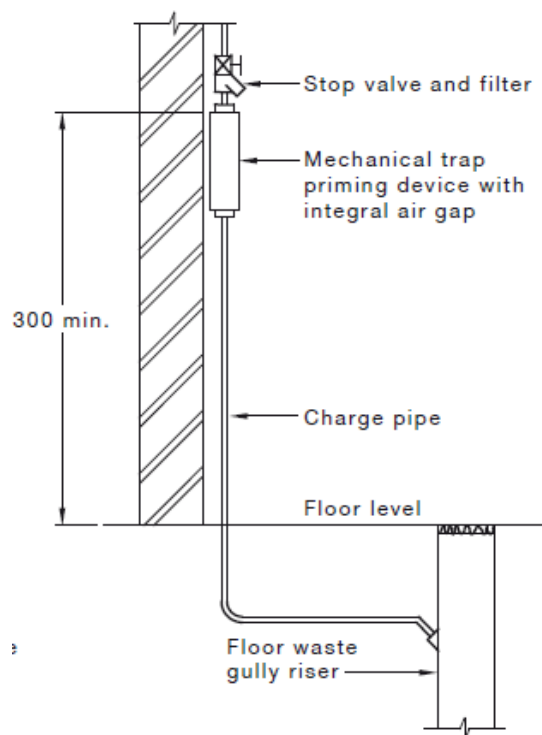


Figure 2: Connection of tundish, referenced from AS/NZS 3500.2, Figure 4.6.8.1. (a)

Reproduced with permission of Standards Australia Limited. Copyright in AS/NZS 3500.2: 2018 vests in Standards Australia Limited and Standards New Zealand.



(c) Trap primer arrangement

Figure 3: Trap primer arrangement, referenced from AS/NZS 3500.2, Figure 4.6.8.1. (c)

Reproduced with permission of Standards Australia Limited. Copyright in AS/NZS 3500.2: 2018 vests in Standards Australia Limited and Standards New Zealand.

Untrapped floor drains

In the event of overflow, an untrapped floor drain may be used instead of floor waste gully for the purpose of draining wastewater spillage from a floor. Section 13 of AS/NZS 3500.2, provides mandatory prescriptive requirements for an untrapped floor drain installation.

When installing an untrapped floor drain, practitioners must install a removable grate of at least 40mm, ensure the untrapped floor drain is not to be connected to any stack or discharge pipe that connects directly to the sanitary plumbing and drainage system and must not be installed in any room that contains a urinal.

Related Documentation

- Building Act 1993
- Plumbing Regulations 2018
- National Construction Code 2022 Volume One-BCA Clause F2D2 and Clause F2D4
- National Construction Code 2022 Volume Two-BCA Clause H4F1
- National Construction Code 2019 Volume Three - Plumbing Code of Australia (Section C and Victorian Variation, Section C – Sanitary Plumbing and drainage systems)
- <https://watermark.abcb.gov.au/>
- AS/NZS 3500.2:2018 – Part 2:Sanitary plumbing and drainage



List of Amendments

- References to National Construction Code 2019 removed and references to NCC 2022 included
- Updated format and content reviewed
- Text refined to improve readability

Document history

Sector	Plumbing
Category	Sanitary Plumbing
Topic	Floor waste gullies in urinal compartments and other wet areas
Document number	01
Version	1.0
Superseded	<ul style="list-style-type: none">• Technical Solution Sheet 1.03 Sanitary Plumbing – Floor waste gullies, published April 2014
Published	25 September 2023

Contact Us

If you have a technical enquiry, please email plumbingtechnicaladvice@vba.vic.gov.au or call 1300 815 127.

Victorian Building Authority

Goods Shed North
733 Bourke Street
Docklands VIC 3008

www.vba.vic.gov.au

Copyright and Disclaimer

Copyright

© 2021 Victorian Building Authority (VBA). This publication must not be copied, reproduced, published, adapted, or communicated by any person without the VBA's prior written consent or as permitted by the Copyright Act 1968 (Cth)

Disclaimer

The information set out in the VBA's resources is for general information purposes and guidance only. It is a reader's responsibility to obtain independent advice in respect of the application of legislation, a technical instruction or industry standard relevant to their circumstances. A person's use of the VBA's resources is not a substitute for obtaining independent advice.

While we have made every attempt to ensure our resources contain correct information at the date of publication, the VBA makes no warranty or representation that its resources are error free. To the extent permitted by applicable laws, the VBA, its employees, agents and consultants exclude any and all liability whatsoever for any direct, indirect, incidental, special or consequential loss or damage a person may suffer arising out of or in connection with the access and use of the VBA's resources '(including any third-party material included in these resources).'