Plumbing Audit Monthly Report
March 2022

VICTORIAN BUILDING AUTHORITY
BUILDING CONFIDENCE

Compliance Certificate Audits

	Mar-22 No.	FY21-22 YTD No.
Compliance Certificates Audited	876	5,290
Audits Failed	93	587
Percentage of Failed Audits	11%	11%
Re-Audits Conducted	30	299
No Access	61	305

Top 3 Causes of Audit Failure:

1. To provide appropriate overflow provision to the roof drainage system. (10)
2. To provide consumer instruction labels in the caravan/RV. (9)
3. To provide the appropriate clearance from the balanced flue terminal. (9)

Compliance Certificates Lodged YTD: 361,752

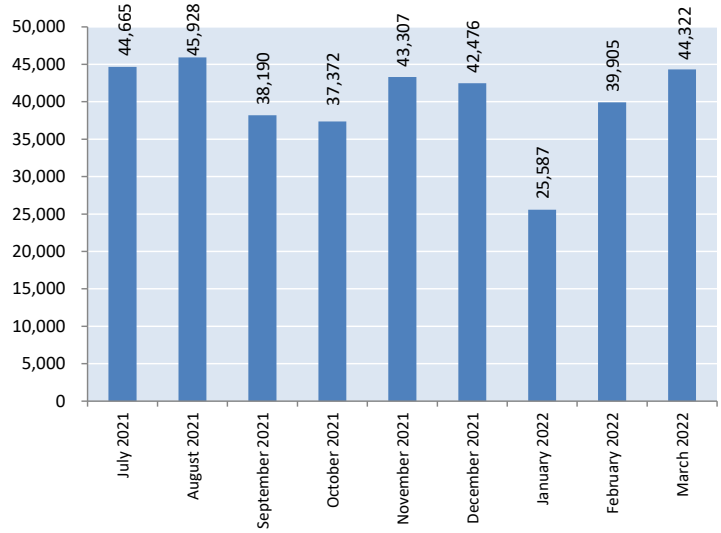

Drain Inspections

	Mar-22 No.	FY21-22 YTD No.
Drains Inspected	117	1,455
Drains Failed	22	131
Percentage of Failed Inspections	19%	9%
Re-inspections Conducted	37	174
Not Ready Drains	41	484
Test Prior	25	82

Top 3 Causes of Inspection Failure

1. To provide continuous support to the property sewerage drain. (10)
2. To support the fitting with concrete, in the appropriate position. (7)
3. To reconstruct the defective property sewerage drain, to withstand the air test requirements. (7)

Drains Offered YTD: 43,956

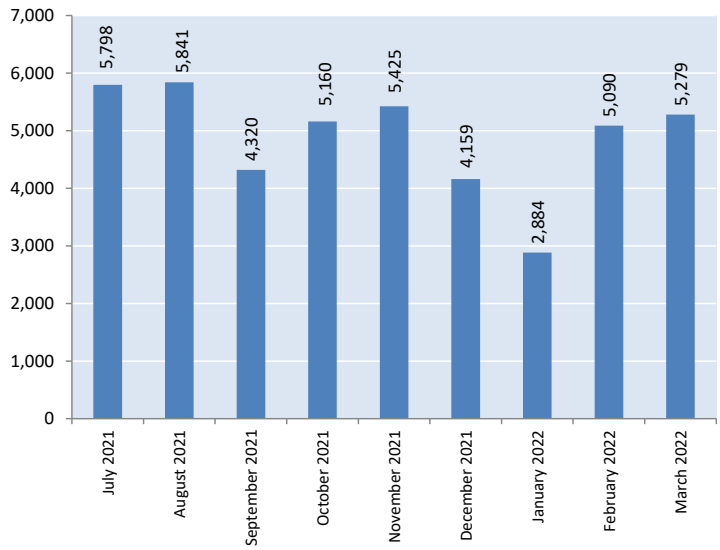

Rectification Notices

Unresolved Rectifications Notices as at 1/3/2022		**67**
Add: Notices issued in Mar - 22		**111**
Total		**178**
Less: Rectifications Resolved in Mar - 22:		
within 30 days *	*59%*	60
beyond 30 days *	*41%*	41
Total Rectifications Resolved in Mar - 22:		101
Total Outstanding Rectifications as at 31/3/2022		**77**
Outstanding Rectifications as at 31/3/2022		
within 30 days	*77%*	
more than 30 days	*23%*	

2 practitioners were referred to Investigations for the Breach of the Building Act.

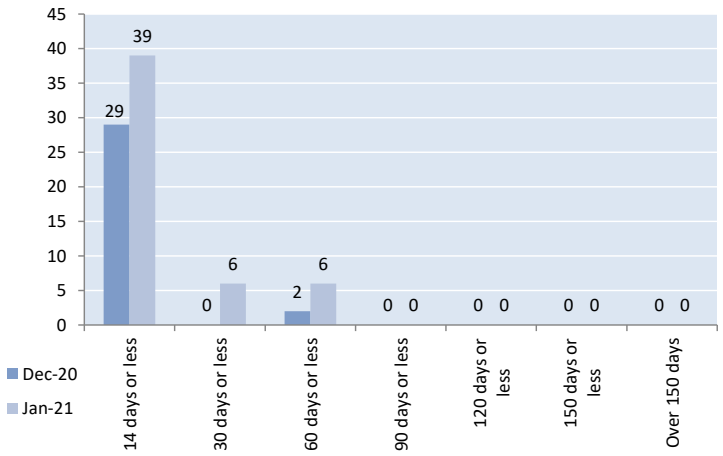

Confidential

Source: Victorian Building Authority, Enquiries, Inspections & Complaints

*Report prepared on 2 May 2020.